


How to Use Quiz Worx Home Delivery



Quiz Worx exists to share Jesus with kids everywhere. Our usual method of doing this is through performing Biblically faithful, creative and fun live puppet shows. However, due to COVID-19, we are unable to do our live shows. Yet we are excited to present the Good News through **Quiz Worx Home Delivery** - *Bringing Clear Bible Teaching to You.*


Each week Quiz Worx releases a new Kids' Talk video which can be used as part of an online church service or family devotion time. Each kids' talk comes with Activity Sheets, Game/Craft ideas, Discussion Questions and 'Digging Deeper' Family Devotions to help you share Jesus with the kids in your church and family. We pray this will be a blessing and encouragement to many kids, families and churches.

FOR CHURCHES:

Here are some suggestions for making the most of the 'Quiz Worx Home Delivery' material as part of an online church service:

1. Pray
2. Ensure the kids and parents in your church have access to the activity sheets and discussion questions. Feel free to offer these directly from your church website, attach them to an email to church families, print them out and deliver/post them, or encourage them to sign up themselves at www.quizworx.com/HomeDelivery
3. Play the Kids' Talk video towards the start of your service, either by including in your live or pre-recorded service, or by sending families a link to watch on YouTube.
4. During the sermon/teaching time for the adults, parents can encourage kids to work on the activity sheets, and possibly craft (if they can work on this unsupervised).
5. After the sermon parents can lead a short discussion using the discussion questions provided. Then families can play the suggested games together in their household or with other families online (e.g. via Zoom) and get hands-on with the craft activity.
6. During the week, families can use the 'Digging Deeper' Family Devotions together to explore God's Word further at a time that suits them.
7. See more about permissions for churches here:
<http://www.quizworx.com/qwhd-permissions/>

How to Use Quiz Worx Home Delivery



FOR FAMILIES:

Here are some suggestions for making the most of the 'Quiz Worx Home Delivery' material as a family:

1. Print off the Activity sheets, Game/Craft ideas and Discussion Questions & Family Bible Devotions ahead of time.
2. Pray together.
3. Play the Kids' Talk video – you can stream/download it directly from this google drive or watch it on YouTube link that is e-mailed to you each week.
4. **CHOOSE YOUR OWN ADVENTURE:** after watching the kids' talk, feel free to continue with any of the additional elements, in an order that works for you and your family.
5. Kids will enjoy the Activity Sheets which include colouring in, mazes, find-a-words and other fun activities. There is one provided for kids ages 2-4, 4-8 and for kids ages 9-12.
6. Parents can use the provided discussion questions to lead a short discussion any time after watching the kids' talk.
7. Playing games together or with other families online (e.g. via Zoom) and getting hands-on with the craft activity can help to reinforce the message of the talk (and should be a lot of fun too).
8. Families may choose to move right into the 'Digging Deeper' Family Devotions during this time or choose other times later in the week to explore God's Word further together (try and find a regular time that works with your family).
9. See more about permissions for families and individuals here:
<http://www.quizworx.com/qwhd-permissions/>

Suffering

Over the next 5 weeks at Quiz Worx Home Delivery, we will be looking at the topic of suffering and what the Bible says about it. Suffering is a major part of life for many people; for those who experience it and for those who witness other people go through it. Suffering has been a fundamental human experience almost since time began, and it is still obvious in our world today.

The Bible tells us that even though God created everything good, people ignored and rejected God, and one of the consequences of that is that there is now suffering in the world.

But there is great news! The great news is that the Bible tells us that even in the worst times, God is always in control. He cares about our suffering and He is actively working things out for good.

To explore these truths with your children, we have included some accompanying discussion questions. We have also provided some further 'Digging Deeper' family devotions to help you and your family discover more about how God is in control even through suffering.

There's no denying that suffering is a very heavy thing to think and talk about. But our prayer is that, as you explore the topic of suffering, both you and your children's trust in Jesus will grow deeper and stronger.

Suffering

Part 2

God works Suffering for Good

Discussion Questions after 'God works Suffering for Good' Kid's Talk Video

In today's video, MAtt shows us that even though the Bible doesn't always give us answers for why we suffer, we do have the promise that God is always working good for those who love Him.

1. What did Joseph say to his brothers at the end of the story?
2. How do you feel knowing that God is working our suffering for our good? What is that good? (You could watch the Romans 8:28 Memory Verse video to remind you!)
3. If we know that God is working our suffering for good, what should we do?

Pray

Thank God that He is still working all things for the good of those who love Him, even when they suffer.

Pray for those all around the world who are persecuted or in jail for their trust in Jesus. Pray that they would hold onto Jesus, even as they suffer.



Digging Deeper

Family Devotions



How to use 'Digging Deeper' for the 'Suffering' series.

To help you think more about how God is still in control, even when we suffer, we have provided three devotions. We encourage you to read these passages with those in your household at a time that suits and use the questions to guide you as you talk about and reflect on who Jesus is.

We looked at several different Bible translations when creating these questions. Feel free to use any version as you work through them as a family.

Memory Verse Challenge

The Memory Verse for our 'Suffering' series is from Romans 8:28. We've created a fun music video to help you learn these words of Jesus! You can find the memory verse video in the 'Suffering' folder on the Google Drive or you can watch it at: **INSERT MEMORY VERSE**

Devotion 1 – Read Genesis 50:15-20

Joseph had a difficult life, and he suffered a lot. He was a good man and while he had many bad things happen to him, he kept trusting God through it all.

Genesis 50:15-20


1. What do we learn about Joseph's brothers? What do we learn about God?
2. Can you think of other examples - from the Bible or elsewhere - where God used bad things happening to good people, for good?
3. How can knowing that God is in control help you when you talk to someone who is suffering?

Pray

Praise God that, even when things are hard, He is working for the good of those who love Him.

Pray for people who have been put in jail for sharing Jesus around the world. Pray that, just like Joseph, they will be able to endure their suffering and still be able to be a witness of Jesus to other people there.

Digging Deeper



Family Devotions

Devotion 2 – Read Romans 8:28-30

Our Memory Verse - Romans 8:28 - is a wonderful reminder of how God is always working for the good of those who love Him, even when bad things happen. The Apostle Paul then shares that the good that God is working in His people is to help them grow more like Jesus.

Romans 8:28-30

1. What are some of the things that God is doing in the lives of those who love Him.
2. What is God's ultimate goal for His people?
3. How does it make you feel to know that God is always in control of those who love Him, even when bad things happen?

Pray

Praise God that He is always working for the good of those who love Him.

Pray for yourself; that the next time you are suffering you would remember God's goodness.

Pray for people who are finding it hard to trust in God's love while they are suffering.

Devotion 3 – Read Acts 4:27-28

A lot of the time when terrible things happen to us, we can't see how God can use the pain and suffering for good. It might seem all too much. But we can know that He always will; God is ALWAYS in control.

God was even in control of the worst event in history - Jesus' death. Even in this terrible event God was able to use Jesus' death to bring about good for those who love him.

1. In Peter's account of what happened to Jesus, what does he say the people did? What does he say God did?
2. How does it make you feel to know that God is more powerful than the people who might make us suffer?
3. Next time you are suffering, how could you remind yourself that God is in control?

Pray

Praise God that He raised Jesus to life!

Pray for each other, that you can remember God is always working for the good of those who love him.

Pray also for the kids who are victims of drought and sicknesses and other sufferings in the country you are living in.

Colour in the picture;



“In all things God is working for the good of those who love him.” Romans 8:28















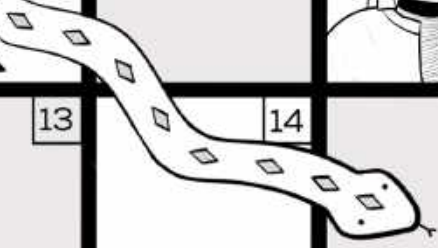








Help the frog get to the rock by following the words in the memory verse.



in	all	things		God	people		
	and	God	is	working	for	Egypt	
Baker	Joseph			dreams	the	Potiphar	and
of	was		coat		good		brothers
		love	who	those	of		Pharaoh
8:28	Romans	him		cows			

The Joseph Story – Snakes n’ Ladders

Colour in this board. Have a game and retell the Joseph Story;

48 END	47 	46 	45	44	43
37	38	39 	40	41 	42
36 	35	34 	33 	32 	31
25	26 	27	28	29 	30 
24 	23	22 	21 	20	19
13 	14	15	16 	17	18 
12	11	10 	9 	8 	7 
1 START	2 	3 	4	5	6

Draw one way God used Joseph's suffering for good.

Help Joseph store up enough grain for the famine!

Solve the problems and circle the answers that equal 14.

$$\text{7} + \text{7} = \square$$

$$\text{3} + \text{2} = \square$$

$$\text{5} + \text{8} = \square$$

$$\text{9} + \text{5} = \square$$

$$\text{10} + \text{5} = \square$$

$$\text{6} + \text{8} = \square$$

$$\text{5} + \text{9} = \square$$

$$\text{1} + \text{9} = \square$$


















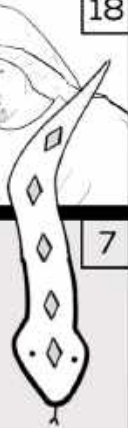


$$\text{4} + \text{8} = \square$$

$$\text{11} + \text{3} = \square$$



The Joseph Story – Snakes n’ Ladders

Colour in this board. Have a game and retell the Joseph Story:

48 END	47 	46 	45	44	43
37	38	39 	40	41 	42
36 	35	34 	33 	32	31 
25	26 	27	28	29 	30 
24 	23	22 	21	20	19
18	17	16	15	14 	13
12	11	10 	9 	8 	7 
1 START	2 	3 	4	5	6

Suffering

Part 2

God Works Suffering for Good

Craft & Game Ideas

Craft Ideas

1. Joseph Picture Book

You will need:

- Some cardstock of whatever colour you would like.
- Printouts of the prepared Joseph book (see below)
- Printouts of the prepared Joseph pictures (see below)
- Scissors
- Glue
- Pencils or textas
- Staples

Instructions:

1. Print out the prepared Joseph book and pictures.
2. Cut out the pictures with scissors
3. Remembering the story of Joseph, work out the order the pictures are to go in
4. Once the pictures are in the right order, glue the pictures into the spaces provided.
5. Under each picture, write a description of what is happening in the picture.
6. Glue all the pictures onto cardstock of whatever colour you would like. Cut the cardstock so it's slightly larger than the page.
7. Staple all the pages together.

You now have your own Joseph picture book!

2. Joseph and His Coat

You will need:

- Printout of the picture of Joseph (see below)
- Crepe paper in the following colours:
yellow, red, green, purple, blue
- Scissors
- Glue

Instructions:

1. Print out the picture of Joseph provided.
2. Tear off small balls of crepe paper. Keep all the balls that are the same colour together.
3. Glue the balls of crepe paper onto the picture of Joseph. Try to glue them close together so there are no spaces between the balls.
You could either stick the paper of the same colour on the coat so they follow the stripes, or you could stick the paper wherever you wanted.




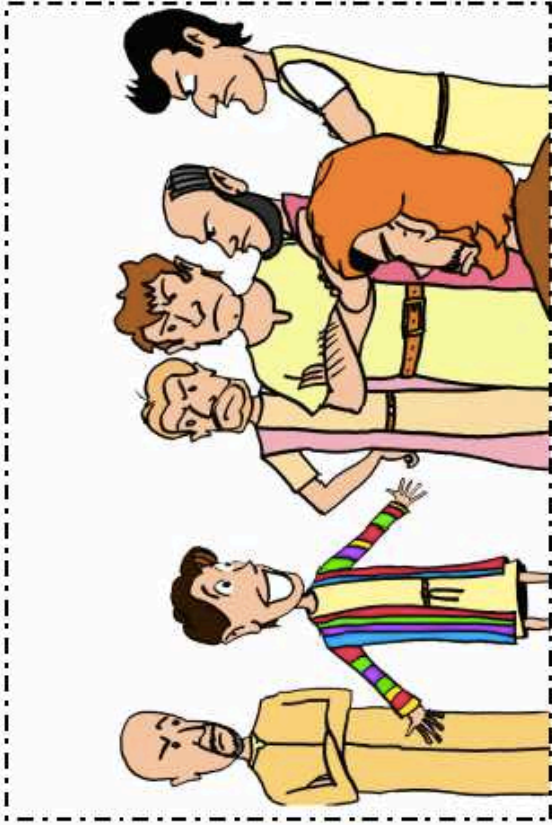


Talk 4:
**Why do bad things
happen to good people?**

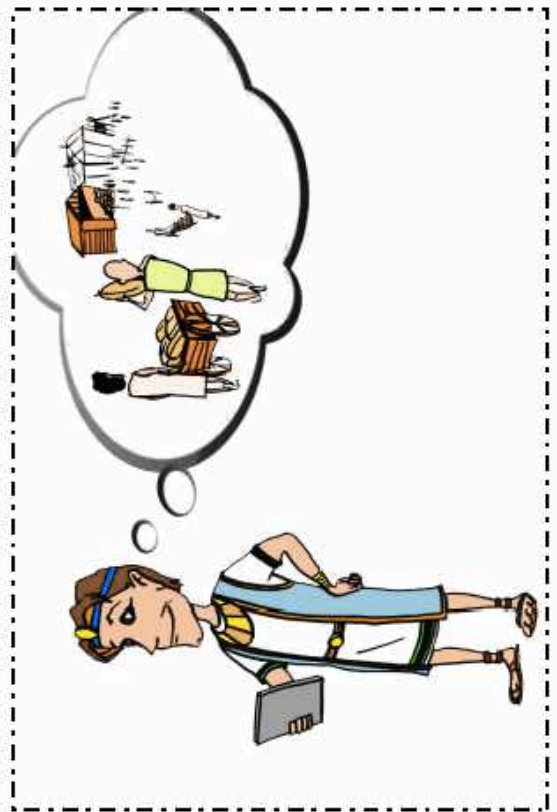



'The Joseph Storybook'

NAME: _____




To be cut out



To be cut out



To be cut out



Suffering

Part 2

God Works Suffering for Good

Craft & Game Ideas

Craft Ideas

3. Joseph and His Coat

You will need:

- Printout of the picture of Joseph (see below)
- Crepe paper in the following colours:
 - yellow
 - red
 - green
 - purple
 - blue
- Scissors
- Glue

Instructions:

4. Print out the picture of Joseph provided.
5. Tear off small balls of crepe paper. Keep all the balls that are the same colour together.
6. Glue the balls of crepe paper onto the picture of Joseph. Try to glue them close together so there are no spaces between the balls.
You could either stick the paper of the same colour on the coat so they follow the stripes, or you could stick the paper wherever you wanted.



Suffering

Part 2

God Works Suffering for Good

Craft & Game Ideas

Game Ideas

1. Canaan – Egypt – Prison – Palace

This game is a variation on the game “Ship – Deck – Shore.”

You will need:

- A big space to run around in!
- Four markers

Instructions:

1. Mark out four places in the space; one that is “Canaan,” one that is “Egypt,” one that is “Prison” and one that is the “Palace.”
2. All the players start in “Canaan.” When the caller calls out one of the places in the space, all the players have to run to it. Play a few rounds to get used to this idea – it’s fun to call the next place as the players are still running to the first place!
3. After a few rounds, introduce these two new rules:
 - When “Prison” is called, everyone has to jump there.
 - When “Palace” is called, everyone needs to jump there
4. After a few more rounds, introduce two more rules:
 - When “Egypt” is called, the group needs to pick up one of the players and carry them there!
 - When “Canaan” is called, the last person to get there must stay until Canaan is called again!
5. Finally, after some more rounds, introduce these rules:
 - When “Pharaoh’s coming” is called, everyone lies down on the ground.
 - When “Head’s up” is called, everyone looks up.
 - When “Head’s off” is called, everyone runs their finger across their throat.
6. To thin the players out, the caller calls out “Cows!” The players then play a variation of “scissors, paper, rock” where they either make the shape of either a thin cow, a fat cow, or grass. In this variation, thin cows eat fat cows, fat cows eat grass and grass eats thin cows. The players who win these rounds can stay in the game until the next round of “Cows!”

2. Dream Point

The object of this game is that, when any of the players are pointed at, the player and the two players either side of them have to make a shape.

Instructions:

1. All the players make a circle.

Suffering

Part 2

God Works Suffering for Good

Craft & Game Ideas

Game Ideas

2. The caller stands in the middle and points to a random player. When the caller calls out one of the following words, the players make the following shapes:
 - "Wheat!" = players make bushels with their fingers
 - "Stars!" = players make points with their arms
 - "Grapes!" = The pointed at player puts both fists in front of them and the players either side squeeze them.
 - "Bread!" = The pointed at player bobs down and the players either side make fists and stack them on top of the players head.
 - "Cows!" = the pointed at player makes "horns" with their fingers on their head, while the players either side inflate their cheeks and make a round shape with their arms.
 - "Grain!" = players do the same action as "Wheat!" except they bob down.
3. If any of the three players are either too slow to make the action or make the wrong action, they're out!